




District Health Assessment for Multiple District 305 through September 2025

		Clubs							Membership							Member Strength		Cancellation		Reports			Finance	Leadership			
District Name	Status/ Number of Months in Status *	Active Clubs	Clubs in Status Quo	Total Clubs	% Status Quo Clubs in Financial Suspension	New Clubs	Cancelled Clubs	YTD Net Club Gain/Loss	Current Members In Active Clubs	Current Members In Status Quo Clubs	Current Total Members Count	YTD Add	YTD Drop	YTD NetGrowth (includes Active and Status Quo)	YTD NetGrowth% (includes Active and Status Quo)	Member Count 12 Months Ago	Average Member Count Per Club	% of Clubs with less than 20 members	Average Cancelled Club Age	Members Lost Due to Cancelled Clubs	% of Clubs Reporting Service	% No MMR in 3 Months	% No Officer Report in 12 months	% of Clubs with balance 90+ days	Number of Zone Chairs Recorded	Number of Region Chairs Recorded	District Officers Vacancies **
305 N1		115	0	115	0%	0	1	-1	2484	0	2484	147	22	125	5.30%	2,261	22	47%	5	0	44%	55%	8%	23%	15	0	
305 N2		116	0	116	0%	3	0	3	1736	0	1736	156	19	137	8.57%	2,332	15	70%	0	0	38%	53%	9%	38%	29	9	GST
305 S		88	0	88	0%	2	2	0	1290	0	1290	88	42	46	3.70%	1,175	15	69%	43	3	26%	64%	13%	68%	16	5	
		319	0	319	0%	5	3	2	5510	0	5510	391	83	308	5.92%	5,768	17	61%	30	3	37%	56%	9%	41%	60	14	




District Health Assessment for Multiple District 306 through September 2025

Status/ District Number Name of Months in Status *	Clubs							Membership							Member Strength		Cancellation		Members Lost Due to Cancelled Clubs	Reports			Finance	Leadership		
	Active Clubs	Clubs in Status Quo	Total Clubs	% Status Quo Clubs in Financial Suspension	New Clubs	Cancelled Clubs	YTD Net Club Gain/ Loss	Current Members In Active Clubs	Current Members In Status Quo Clubs	Current Total Members Count	YTD Add	YTD Drop	YTD NetGrowth (includes Active and Status Quo)	YTD NetGrowth% (includes Active and Status Quo)	Member Count 12 Months Ago	Average Member Count Per Club	% of Clubs with less than 20 members	Average Cancelled Club Age		% of Clubs Reporting Service	% No MMR in 3 Months	% No Officer Report in 12 months	% of Clubs with balance 90+ days	Number of Zone Chairs Recorded	Number of Region Chairs Recorded	District Officers Vacancies **
306 D1	59	0	59	0%	5	0	5	1582	0	1582	212	52	160	11.25%	1,325	27	25%	0	0	47%	31%	5%	54%	16	8	
306 D2	69	0	69	0%	1	0	1	1588	0	1588	60	92	-32	-1.98%	1,692	23	42%	0	0	97%	30%	4%	68%	18	8	
306 D3	78	0	78	0%	3	0	3	2189	0	2189	118	26	92	4.39%	1,888	28	17%	0	0	56%	51%	21%	85%	8	7	
DISTRICT 306 D4	53	0	53	0%	2	1	1	1242	0	1242	130	53	77	6.61%	1,431	23	49%	3	0	53%	28%	4%	60%	13	7	
DISTRICT 306 D5	47	1	48	100%	8	1	7	1751	12	1763	296	128	168	10.53%	1,316	37	10%	6	0	60%	23%	2%	67%	14	7	
DISTRICT 306 D6	81	1	82	0%	1	2	-1	1977	46	2023	160	108	52	2.64%	2,176	24	38%	1	37	68%	22%	9%	55%	20	10	
DISTRICT 306 D7	71	2	73	100%	0	3	-3	1778	73	1851	108	105	3	0.16%	1,868	25	42%	29	46	58%	36%	7%	85%	18	10	
DISTRICT 306 D8	57	0	57	0%	1	2	-1	1457	0	1457	105	21	84	6.12%	1,322	26	35%	5	3	89%	37%	19%	79%	13	7	
DISTRICT 306 D9	44	0	44	0%	1	1	0	1023	0	1023	89	43	46	4.71%	986	23	34%	4	25	32%	34%	14%	77%	0	0	1st VDG, GLT, GMT , GST
DISTRICT 306 D10	38	0	38	0%	2	1	1	883	0	883	117	312	-195	-18.09%	1,103	23	37%	19	18	32%	29%	8%	84%	15	7	
DISTRICT 306 D11	46	0	46	0%	3	1	2	1064	0	1065	116	20	96	9.91%	1,046	23	39%	1	8	48%	28%	11%	78%	13	6	
DISTRICT 306 D12	44	0	44	0%	2	1	1	1486	0	1486	140	17	123	9.02%	1,186	34	27%	2	2	36%	30%	16%	75%	14	7	
	687	4	691	75%	29	13	16	18020	131	18152	1651	977	674	3.86%	17,339	26	33%	10	139	59%	32%	10%	72%	162	84	



District Health Assessment for Multiple District 315 through September 2025

		Clubs							Membership							Member Strength		Cancellation		Reports			Finance	Leadership			
District Name	Status/ Number of Months in Status *	Active Clubs	Clubs in Status Quo	Total Clubs	% Status Quo Clubs in Financial Suspension	New Clubs	Cancelled Clubs	YTD Net Club Gain/Loss	Current Members In Active Clubs	Current Members In Status Quo Clubs	Current Total Members Count	YTD Add	YTD Drop	YTD NetGrowth (includes Active and Status Quo)	YTD NetGrowth% (includes Active and Status Quo)	Member Count 12 Months Ago	Average Member Count Per Club	% of Clubs with less than 20 members	Average Cancelled Club Age	Members Lost Due to Cancelled Clubs	% of Clubs Reporting Service	% No MMR in 3 Months	% No Officer Report in 12 months	% of Clubs with balance 90+ days	Number of Zone Chairs Recorded	Number of Region Chairs Recorded	District Officers Vacancies **
315A1	T(22)	143	0	143	0%	9	0	9	2637	0	2637	398	152	246	10.29%	2,812	18	56%	0	0	11%	48%	10%	76%	35	18	
315A2		118	0	118	0%	4	1	3	2921	0	2921	140	132	8	0.27%	3,398	25	45%	7	61	75%	47%	8%	64%	0	0	
315A3		40	0	40	0%	2	0	2	960	0	960	77	31	46	5.03%	917	24	28%	0	0	5%	53%	30%	93%	0	0	
315B1		187	0	187	0%	3	0	3	5098	0	5098	62	20	42	0.83%	3,604	27	26%	0	0	3%	83%	17%	97%	0	0	
315B2		201	0	201	0%	0	0	0	4358	0	4358	361	826	-465	-9.64%	4,038	22	46%	0	0	2%	49%	4%	97%	0	0	
315B3		108	0	108	0%	0	2	-2	1921	0	1921	160	499	-339	-15.00%	2,193	18	46%	7	141	1%	31%	9%	92%	0	0	GMT
315B4		116	0	116	0%	4	0	4	3743	0	3743	271	19	252	7.22%	3,178	32	17%	0	0	34%	45%	6%	68%	30	15	
		913	0	913	0%	22	3	19	21638	0	21638	1469	1679	-210	-0.96%	20,140	24	39%	7	202	17%	53%	10%	85%	65	33	




District Health Assessment for Multiple District 325 through September 2025

District Name	Status/ Number of Months in Status *	Clubs							Membership							Member Strength		Cancellation		Reports			Finance		Leadership		
		Active Clubs	Clubs in Status Quo	Total Clubs	% Status Quo Clubs in Financial Suspension	New Clubs	Cancelled Clubs	YTD Net Club Gain/Loss	Current Members In Active Clubs	Current Members In Status Quo Clubs	Current Total Members Count	YTD Add	YTD Drop	YTD NetGrowth (includes Active and Status Quo)	YTD NetGrowth% (includes Active and Status Quo)	Member Count 12 Months Ago	Average Member Count Per Club	% of Clubs with less than 20 members	Average Cancelled Club Age	Members Lost Due to Cancelled Clubs	% of Clubs Reporting Service	% No MMR in 3 Months	% No Officer Report in 12 months	% of Clubs with balance 90+ days	Number of Clubs Recorded	Number of Region Chairs Recorded	District Officers Vacancies **
325 C		159	0	159	0%	8	2	6	3298	0	3298	465	227	238	7.78%	3,056	21	43%	4	30	62%	35%	5%	60%	39	17	
325 D		69	0	69	0%	2	0	2	1618	0	1618	136	28	108	7.15%	1,596	23	29%	0	0	71%	30%	9%	42%	16	8	
325 E		137	1	138	100%	8	4	4	2033	16	2049	324	237	87	4.43%	2,019	15	67%	2	30	27%	41%	12%	59%	25	12	
325 F		124	0	124	0%	18	1	17	2535	0	2535	536	58	478	23.24%	2,366	20	33%	5	6	48%	30%	3%	33%	30	14	
325 G		176	1	177	100%	10	2	8	3149	0	3149	385	269	116	3.82%	2,901	18	54%	3	19	25%	46%	14%	76%	38	17	
325 H		119	0	119	0%	6	0	6	2495	0	2495	295	27	268	12.03%	2,500	21	45%	0	0	45%	53%	8%	70%	24	12	
325 I		270	0	270	0%	29	2	27	5336	0	5336	948	196	752	16.40%	4,718	20	45%	2	1	47%	36%	12%	36%	71	32	
325 J		144	0	144	0%	16	4	12	3265	0	3265	424	126	298	10.04%	2,915	23	22%	5	48	53%	36%	12%	42%	37	17	
325 K		175	0	175	0%	25	3	22	4080	0	4080	723	103	620	17.92%	3,572	23	23%	5	23	50%	34%	6%	44%	38	19	
325 L		110	0	110	0%	5	2	3	2386	0	2386	252	85	167	7.53%	2,308	22	36%	2	28	49%	25%	5%	56%	38	18	
325 M		144	1	145	100%	6	4	2	3393	14	3407	251	161	90	2.71%	3,437	24	37%	3	59	57%	30%	5%	34%	59	28	
325 N		122	0	122	0%	8	2	6	2239	0	2239	314	44	270	13.71%	2,284	18	54%	5	8	52%	31%	6%	42%	36	15	
325 P		154	0	154	0%	10	1	9	3543	0	3543	407	26	381	12.05%	3,346	23	35%	2	3	81%	38%	11%	14%	38	17	
325 R		185	0	185	0%	18	2	16	4360	0	4360	751	105	646	17.39%	3,871	24	24%	5	22	73%	24%	3%	32%	51	24	
325 S		144	1	145	100%	16	1	15	2131	11	2142	453	99	354	19.80%	1,859	15	63%	1	23	40%	37%	24%	47%	0	0	2nd VDG
		2232	4	2236	100%	185	30	155	45861	41	45902	6664	1791	4873	11.88%	42,748	21	41%	3	300	51%	35%	9%	45%	540	250	



District Health Assessment for Multiple District 325 through September 2025

		Clubs							Membership							Member Strength		Cancellation		Reports			Finance	Leadership			
District Name	Status/ Number of Months in Status *	Active Clubs	Clubs in Status Quo	Total Clubs	% Status Quo Clubs in Financial Suspension	New Clubs	Cancelled Clubs	YTD Net Club Gain/Loss	Current Members In Active Clubs	Current Members In Status Quo Clubs	Current Total Members Count	YTD Add	YTD Drop	YTD NetGrowth (includes Active and Status Quo)	YTD NetGrowth% (includes Active and Status Quo)	Member Count 12 Months Ago	Average Member Count Per Club	% of Clubs with less than 20 members	Average Cancelled Club Age	Members Lost Due to Cancelled Clubs	% of Clubs Reporting Service	% No MMR in 3 Months	% No Officer Report in 12 months	% of Clubs with balance 90+ days	Number of Zone Chairs Recorded	Number of Region Chairs Recorded	District Officers Vacancies **
351		129	0	129	0%	3	0	3	2319	0	2319	208	49	159	7.36%	2,123	18	61%	0	0	30%	47%	3%	57%	39	18	
		129	0	129	0%	3	0	3	2319	0	2319	208	49	159	7.36%	2,123	18	61%	0	0	30%	47%	3%	57%	39	18	




District Health Assessment for Ident 5791 - BAHRAIN - UND through September 2025

Status/ District Name		Clubs							Membership							Member Strength		Cancellation		Reports			Finance	Leadership		
		Active Clubs	Clubs in Status Quo	Total Clubs	% Status Quo Clubs in Financial Suspension	New Clubs	Cancelled Clubs	YTD Net Club Gain/Loss	Current Members In Active Clubs	Current Members In Status Quo Clubs	Current Total Members Count	YTD Add	YTD Drop	YTD NetGrowth (includes Active and Status Quo)	YTD NetGrowth% (includes Active and Status Quo)	Member Count 12 Months Ago	Average Member Count Per Club	% of Clubs with less than 20 members	Average Cancelled Club Age	Members Lost Due to Cancelled Clubs	% of Clubs Reporting Service	% No MMR in 3 Months	% No Officer Report in 12 months	% of Clubs with balance 90+ days	Number of Zone Chairs Recorded	Number of Region Chairs Recorded
Ident 5791 - BAHRAIN		2	0	2	0%	0	0	39	0	39	0	0	0	0.00%	43	20	50%	0	0	0%	100%	50%	50%	0	0	
		2	0	2	0%	0	0	39	0	39	0	0	0	0.00%	43	20	50%	0	0	0%	100%	50%	50%	0	0	



District Health Assessment for Ident 5943 - UNITED ARAB EMIRATES - UND through September 2025

		Clubs							Membership							Member Strength		Cancellation		Reports			Finance	Leadership			
District Name	Status/ Number of Months in Status *	Active Clubs	Clubs in Status Quo	Total Clubs	% Status Quo Clubs in Financial Suspension	New Clubs	Cancelled Clubs	YTD Net Club Gain/Loss	Current Members In Active Clubs	Current Members In Status Quo Clubs	Current Total Members Count	YTD Add	YTD Drop	YTD NetGrowth (includes Active and Status Quo)	YTD NetGrowth% (includes Active and Status Quo)	Member Count 12 Months Ago	Average Member Count Per Club	% of Clubs with less than 20 members	Average Cancelled Club Age	Members Lost Due to Cancelled Clubs	% of Clubs Reporting Service	% No MMR in 3 Months	% No Officer Report in 12 months	% of Clubs with balance 90+ days	Number of Zone Chairs Recorded	Number of Region Chairs Recorded	District Officers Vacancies **
Ident 5943 - UNITED ARAB EMIRATES		14	0	14	0%	0	0	0	349	0	349	2	4	-2	-0.57%	366	25	29%	0	0	0%	36%	0%	43%	0	0	
		14	0	14	0%	0	0	0	349	0	349	2	4	-2	-0.57%	366	25	29%	0	0	0%	36%	0%	43%	0	0	

* - District Status: P - Provisional, T - Transitional.
** - District Officers Vacancies: DG - District Governor, 1st VDG - First Vice District Governor, 2nd VDG - Second Vice District Governor.